



Carolina Piedmont **Herald**

Newsletter of the Carolina Piedmont Division - MER - NMRA

July 2014

Next Division Meeting

Tuesday, July 22, 2014

St. Michael Archangel
Centre & Gallery
830 High House Road
Cary, North Carolina

6:30 PM – Board of Directors

7:00 PM – Membership Meeting

Coming Events

Spencer Shops Train Show

August 23 -24,2014

Featuring a focus on the N&W
Class J 611 Steam Locomotive

<http://www.nctrans.org/Events/Historic-Spencer-Shops-Train-Show.aspx>

NC Rail Run 2014

August 29-31, 2014

Sponsored by MER-NMRA

<http://www.ncrailrun.blogspot.com>

SRHA

Atlanta Railroads Prototype Modelers Meet

September 19-20, 2014

Kennesaw, Georgia

http://www.srha.net/public/Conventions/2014_Atlanta_RPM_meet.htm

MER Convention 2014

Hub City Interchange

October 16-19, 2014

Hagerstown, MD

<http://www.smdnmra.org/hubcity.html>

World's Greatest Hobby

January 17-18, 2015

Raleigh convention center

<http://www.wghshow.com>

Short Control with 1156 Lamps

A cost efficient way to handle shorts in a DCC Model Railroad Layout

By Vic Bitleris



1156 Tail light lamps

The current draw on 1156 lamps is pretty standard fare for most of our applications, about 2 amps. These are good for 4 to 5 amp DCC systems. The lamps cost about \$5.00 at auto supply stores, but I have seen them for as low as \$.50, depending on where you buy them. If you have a larger DCC System, for example 8 amps, a different lamp or solution may be required. At the end of this document is a URL for more technical information on what kind of lamp you would use, or if you would be better off with a commercial circuit breaker type solution.



Here is a Small Box that I use

Home Depot Part no. B108R-UPC \$1.20
and Cover Part no. HB1BL (sku 397627)
\$.62

Membership Barometer

NMRA <i>May</i>	18,390
MER	1,962
CPD13 <i>June</i>	134
Voting Members	129

CPD13 Website
<http://www.trainweb.org/cpd13/>

Yahoo Group 101
<http://groups.yahoo.com/group/cpd13/>

Board of Directors

Grif Bond, *Superintendent*
 919-556-7066 Wake Forest
grifbond@embarqmail.com

Jim Murphy, *Asst. Superintendent*
 919-460-7763 Cary
berkshireshort@yahoo.com

Bob Bridges, *Division Clerk*
 919-602-4557 Pittsboro
rkbridges@mindspring.com

Gene Sing, *Division Paymaster*
 919-460-8227 Cary
G249Sing@hotmail.com

Above terms ending in Jan. 2016

Steve Milley, *Director (Jan. 2015)*
 248-421-6276 Garner
rsmilley@yahoo.com

Will Seehorn, *Director (Jan 2016)*
 919-466-0827 Cary
wseehorn@gmail.com

Dan Fisher, *Director (Jan 2017)*
 919-465-2504 Cary
fisherdm@bellsouth.net

Short Control *continued*

You may use either a DPDT or SPDT Switch. I use DPDT, but SPDT are ok.
 Radio Shack 275-652 for \$4.49. Radio Shack 275-651 for \$3.49



DPDT



SPDT

Prepare the box and cover



You will need to drill a hole in the box bottom to accommodate a tight fit for the 1156 lamp. You will also need to add a slight notch for the nibs on the lamp.



Here is what my installed box looks like

Continued page 3

2014 Program Topics

<i>Month</i>	<i>Topic</i>
<i>July</i>	Signs on Buildings Jim & Nancy Murphy
<i>August</i>	Cardstock Structures: Grif Bond
<i>September</i>	Fields to Fences & Woods to Walls Lou Sassi
<i>October</i>	Hands-On Kit-bash – Dan Fisher
<i>November</i>	Passenger Car Lighting: Mark Blaustein
<i>December</i>	Yankee Swap Gift Exchange

Popular Vote Contest

<i>Month</i>	<i>Topic</i>
<i>July</i>	Interlocking Towers
<i>August</i>	Signs on Buildings
<i>September</i>	Cardstock Structures
<i>October</i>	Scenery
<i>November</i>	Kit-Bash Anything! Use up the Scrap Box
<i>December</i>	No Contest

Contest Participation


2014	June	Total	Win
Jim Murphy	2	8	3
Jack Dziadul	2	8	1
Dan Fisher	0	4	
Rob Rousseau	1	3	
Grif Bond	2	3	
Jim Babcock	0	1	
John Sokash	2	4	
Bill Davis	1	3	
John Porter	2	2	
Jim Kalenowski	1	1	
Mike Humble	1	1	1
Total entries	14	38	5

Short Control *continued*


I used progressive drilling to open up the holes needed for the switch and lamp. This simply means, I started the drilling with a small drill bit and progressed to large ones until I got close. Since I did not have a proper size bit for the final holes, I used a utility knife and a round file to get to the finished size. I needed a slightly loose fit for the switch and a tight fit for the lamp.

You may use 18 or 16 gauge stranded wire for the connections to the lamp and switch, as you prefer. I strongly recommend that you get the iron really hot. I used a 25 watt ordinary Weller. Once the iron is hot and solder flows easily, clean the side of the lamp base with emery paper or a file. Flux and solder quickly. Once done, do the contact on the bottom, once and really fast. Do not keep the iron there, the lamp will come apart.

The wiring is very simple, just put the 1156 in series with a DCC Block.



Add a switch, up for run, down for off.



Short Control *continued*

A DPDT can also be used. To use a DPDT switch, in addition to the RAIL A, just run the RAIL B wire from the DCC unit to the other center post on the DPDT then on to RAIL B. This way, when you flip the switch down, both connections, RAIL A and RAIL B will be isolated from the DCC Controller. While this is not necessary, I feel it is safer that way.

The 1156 lamp does not light and draws no current under normal operations. When a short occurs, the current draw from the rails rises very quickly and the lamp "sees" this, the filament heats up and lights. This actually occurs before the DCC controller can react, at least on my Digitrax Super Empire Builder.

Some DCC Controllers can adjust the trip current, so that may need to be adjusted.

When the lamp lights, you will see it. It is bright and can get warm. Usually, this will occur because a turnout is not thrown when it should be. So, if that is a DUH moment, then just throw the turnout and the lamp will go out and operations will proceed as normal. No Beep Beep Beep. By the way, ALL other blocks will continue as though nothing ever happened. If, however, the lamp lights and you do not know why, or maybe it is a major derailment, then, I recommend that you flip the switch down, correct the problem and flip the switch back up. Not that having the lamp on should not hurt anything, but who wants to waste amps and possibly cause a melt- down.

Keep in mind, this method is pretty decent for most of our usage. Those folks with VERY large layouts and more than 8 or 10 blocks and using systems that can draw more than 5 amps should probably consider a commercial breaker circuit. Also those folks with lots of SOUND generating locomotives in the same block may also wish to go the commercial route.

I do **STRONGLY** suggest that before you purchase any commercial breaker, you do your homework and find out which one has the features you want and need.

continued

There are many of these on the market and the most expensive ones are not necessarily the best. If you can, discuss with an owner and find out about any issues.

Joe Fugate has a very nice PDF called: **DCC-The Good, The Bad, and The Ugly.**

I suggest looking at the whole thing, but if you like the idea of 1156 lamps for short control look at page 41 and 47 for some very good detailed information.

http://model-railroad-hobbyist.com/mrht_dcc-good-bad-ugly

And the PDF file itself.

<http://vps880.inmotionhosting.com/~modelt5/assets/documents/mrh/DCC.pdf>

Refreshment Hosts

July *Jim Babcock*
August *Mason Cutchin*
September *Bob Bridges*



June contest Your Favorite Locomotive: Winner – Mike Humble Minneapolis, Northfield & Southern "Blue Dragon" #25 Baldwin RT624 Kitbashed from a pair of Stewart AS-616s. Other MNS "Blue Dragons" included 5 Baldwin DT-6-6-2000 transfer locomotives # 20-24.

Hands-On Clinic with Gene Sing

August 2, 2014

Do you have a styrene building that looks like a STYRENE building! Join me on Saturday August 2nd for a hands on clinic. Bring one or two of your STYRENE buildings and see what you can do to enhance its appearance. Session starts at 9:00 AM and will finish about 12:00 noon. Cost is \$2.00 to cover the supplies. Class size limit: 10 people
Location: 206 Widcombe Court Cary, NC


Future classes:

September 6 - Beginning a Scratch Built Boxcar (or Wooden Tank Car)

October 4 – Proper Use and Cleaning an Airbrush

July Clinic Photos

Photos by Vic Bitleris




Clinician Gene Sing (standing) guides the progress of Will Seehorn (left) and Bill Aulicino



Jack Dziadul pauses while working on his craftsman kit



Rob Rousseau is pleased with his results from the July clinic, assembling a basic craftsman kit.



Left to Right: Will Seehorn, Dick Buchan Jack Dziadul, Rob Rousseau and Gene Sing at the July clinic.

Meeting Minutes

Carolina Piedmont Division 13

June 24, 2014

Board of Directors

Attendance: Grif Bond, Steve Milley , Will Seehorn, Gene Sing, Bob Bridges, Jim Murphy

Board of Directors Meeting Minutes – June 24, 2014

Corrections to May minutes:

- Corrected spelling of Dave Derway – last name,
- Changes were unanimously approved

1. 2014 Budget – reviewed and unanimously approved as presented.
2. June Financial Statement – reviewed and unanimously approved as presented. Motion to approve by Bob Bridges, 2nd by Will Seehorn.

Old Business

1. Clinic led by Gene Sing: 4 members have signed up so far.
2. Discussed Division public website: what is the purpose? Communication with members. Question discussed, does the Website need a mission statement?
3. Will Seehorn is working with Rob on new website.
4. Monthly meeting clinics...Mark Blaustien not available next month. Board rescheduled meeting clinics (*see page 3 of this issue*)
5. Jim Murphy will do signs for July....
6. Aug contest is signs on buildings....

New Business

1. Joe Kananowicz from Fayetteville invited CPD to hold an upcoming meeting in Fayetteville. The 100 percent NMRA club based in Fayetteville has space available. He suggested a 4th Tuesday evening meeting, or possibly Saturday. The club meets in downtown Fayetteville Gene Sing suggested that we put it out to membership tonight for discussion.
2. Also, a request to raise the Cape Fear Club to top of website...CPD13 100 percent NMRA club.
3. Bob Bridges will not be able to attend July board of directors meeting.
4. Board of Directors meeting adjourned at 6:57pm

-minutes submitted by Bob Bridges, Div. Clerk

Division Business Meeting Minutes – May 27, 2014

1. Meeting called to order by Division Superintendent Grif Bond at 7:02pm
2. Guest present: Paul Ohegyi, who models N-scale.
3. Grif reported out to membership Board of Directors meeting topics.
 - Discussed invitation for CPD13 to hold a Fayetteville meeting in order to better serve membership in that area and present triangle area members with an opportunity to visit the Cape Fear 100% NMRA club and visit area hobby shops.

- Question raised would a Saturday morning be better than a Tuesday evening meeting?

4. Jack Dziadul, MER director, gave an update from the MER and encouraged CPD members to register for the annual MER meeting to be held in Maryland in October.

5. Discussed pros/ cons and options related to electronic voting for MER and NMRA national elections.

6. Reviewed the monthly meeting clinic and contest schedule

7. Steve Milley gave an update on the progress of the Raffle Layout construction. He distributed building kits to volunteers to build for the raffle layout.

8. Mason Cutchin shared information about a window chopper tool for speeding up and simplifying the process of creating window openings in scratch-built buildings.

9. Business meeting adjourned, followed by Popular Vote Contest and Jack Dziadul’s Interlocking Towers clinic.

-minutes submitted by Bob Bridges, Div. Clerk

CAROLINA PIEDMONT DIVISION of NMRA FINANCIAL STATEMENT	
June 2014	
Balance In Check Book May 30, 2014	\$6,404.82
<u>Income</u>	
None	
<u>Expenses</u>	
Refreshments: May & June	\$50.98
Popular Model Contest	10.00
Total	\$60.98
Balance In Check Book June 30, 2014	\$6,343.84
Respectfully Submitted, <i>Gene Sing</i> Division Paymaster July 2014	

InfoNet News for June, 2014

Tom Draper – HLM, DSA, FA
Director – Support Services
From Frank Koch – NMRA Chief Financial Officer

NMRA ECONOMICS – part 3 *Frank Koch, NMRA CFO*

This month I’ll discuss the Assets and Liabilities aspects of the NMRA financial world. Assets are those elements (think things that have a positive cash value) that contribute to our value. Liabilities are those commitments (think obligations) we have that decrease our value. The difference between the two is the net value of the corporation. Remember, we are trying to keep this simple.

Welcome New Members

Bill Davis

The Name Game
Please wear your name tag to each meeting.
See **Grif Bond** if you need to order one.

Stay in Touch

Address, email or telephone changed? Here is the link to keep your NMRA records up to date.

<http://www.nmra.org/member/content/member-info-update>

ASSETS – We organize our assets into six categories: cash, receivables, capital assets, investments, inventory, and pre-paid expenses. Cash is the sum of the deposits in our various bank accounts and the cash in our investment account. Receivables are those sums owed to NMRA by others, i.e., invoices we made that are not paid by someone else. The biggest items in this area are the unpaid HDM pledges. Capital Assets are the depreciated book value (we depreciate capital assets above threshold values and life expectancy) for our equipment. There was a major change when we sold the HQ building as we converted a physical asset into a “cash” asset (it actually mostly went to investments). Investments are the current market value of the various investments – stocks, bonds, money market – that are held by the NMRA. I’ll cover this in a future column. Inventory is the value of the various items remaining in our company store – books, gauges, apparel, etc. Pre-paid expenses are those deposits and bills we have paid that provide services in a future fiscal year.

For 2013, here is a summary of our Assets at the end of the year:

Cash	\$ 502,011
Receivables	\$ 28,166
Receivables (HQ Sale)	\$ 896,360
Capital Assets	\$ 16,752
Investments	\$ 834,634
Inventory	\$ 33,880
Pre-paid Expense	\$ 64,463
Total Assets	\$ 2,376,266

LIABILITIES – The other side of the ledger is more complex in some ways as the NMRA has a large number of commitments that fall into broad classifications according to common accounting principles. The major elements are unearned revenue, taxes payable, fund balances, and equity. Unearned revenue is anything that has been paid in advance and is to be used in a future year to cover an obligation. This includes part of the Life Fund, member payments for future memberships or conventions, and a portion of the

current year payments for dues and subscriptions which are reserved for next fiscal year. Unearned funds are moved into current income in the year in which they are to be used. Taxes payable are those taxes due to governmental groups that have been set aside for later payment – think of it as a kind of escrow. Fund balances are the various committed set-asides where the money is reserved for a specific purpose, either by the donor or the BOD. I’ll cover these in more detail in the future, but it includes the Diamond Club, the Howell Day Museum Fund, the Heart of America Fund, and several other commitments.

For 2013, NMRA liabilities were the following at the end of the year:

Accounts Payable	\$ 8,895
Accrued Vacation Liability	\$ 12,000
Unearned Revenue	\$ 798,717
Taxable Payable	\$ 175
Unrestricted designated Assets*	\$ 323,209
Unrestricted, non-designated Assets**	\$ 910,997
<u>Temporarily Restricted Assets***</u>	<u>\$ 322,273</u>
Total Liabilities and Equity	\$ 2,376,266

*= Life Service Obligation, Dean Freytag Memorial Fund
 ** = Approximately 2.5 months operating expenses and BOD reserve fund
 *** = Heart of America, Howell Day Museum, Diamond Club

At the end of every fiscal year, the NMRA hires an independent accounting firm to audit our finances and prepare a report for the BOD and to prepare our tax filings. The firm reviews all our records and spends about a week at HQ to examine the documentation and to ask questions of the staff. We passed the 2013 audit with no issues or weaknesses. The results will be posted on the new website after the audit is accepted by the BOD.

Next time, I’ll review the various funds we use to keep track of specific commitments that will require cash at some point in the future...and we need to be sure to set it aside.

From Model Retailer magazine

Model Power closes

After more than 50 years in business, hobby product manufacturer Model Power has closed. The third-generation, family owned company stopped taking new retail customers on [April 21](#) said Chief Financial Officer Jonathan Tager. An announcement was posted on its website on [April 22](#).

The company is exploring licensing options for its product lines and the possibility of selling off any of its tooling that might be readily available, Tager said. "We thank everybody for all of their support over the years, and we apologize for any inconveniences," Tager said

From Train Show, Inc.

Train Show Inc. acquires assets of Great Train Expo shows

Train Show Inc., the corporate parent of Greenberg's Train and Toy Show, Great Midwest Train Show, and World's Greatest Hobby on Tour, announced that it has acquired the assets of Great Train Expo. Train Show Inc. will be sponsoring shows in many of the venues formerly used by Great Train Expo.

"This is a natural expansion of our business," said Randy Bachmann, President of Train Show Inc. "This purchase allows us to sponsor shows from coast to coast."

More information and a new show schedule will be posted online at www.trainshow.com.

If you have any questions or comments about any of the above, please send them directly to a Director or Officer. You will find those addresses at www.nmra.org or in the NMRA Magazine

Area Model Railroad Clubs

Cape Fear Railroaders

Fayetteville, NC

100% NMRA Club

<http://www.trainweb.org/capefear/>

Neuse River Valley Model Railroad Club

919-460-3003

Morrisville Outlet Mall

1001 Airport Boulevard

Morrisville, NC

<http://nrclub.net/>

North Raleigh Model Railroad Club

NTrak

<http://trainweb.org/nrmrc/info.html>

The Sipping & Switching Society of NC

<http://www.mindspring.com/~gugliotta/>

Waynesborough Model Railroad Club

Goldsboro, NC

<http://wmrrcnc.org/>

Wilson Area Railroad Modelers

252-237-6778

2810 Forest Hills Road SW

Wilson, NC

<http://www.rr-modelers.org/>

Classifieds

ATTENTION CPD MEMBERS: Do you have a wanted or an item for sale? Are you looking for carpool options to our meetings, a train show event or options for sharing a hotel room? The Herald will publish a FREE classified section for all CPD members. Send your classified ad to the Editor: rkbridges@mindspring.com
The ad must include your full name and contact information and will be limited to one item per issue.

Area Hobby Shops

Support your local hobby shop!

Bobby's Hobbies

336-444-7565
103 Burlington Avenue
Gibsonville, NC 27249

BPCS Hobbies

910-215-8066
1987 Juniper Road
West End, NC

Hayes Hobby House

910-485-2337
809 Elm Street
Fayetteville, NC
www.hayeshobby.com

Little Choo Choo Shop

704-637-8717
500 South Salisbury Avenue
Spencer, NC
www.Littlechoochooshop.com

The Antique Barn & Hobby Shop

252-237-6778
2810 Forest Hills Road Southwest
Wilson, NC 27893

Train Buddy

919-562-4378
Wake Forest, NC
<http://trainbuddy.com/>

©2014 Carolina Piedmont Division of the Mid-Eastern Region of the NMRA
The Carolina Piedmont Herald is published monthly by the Carolina Piedmont Division, Mid-Eastern Region of the National Model Railroad Association **Submissions:** Please send news items, inquiries and comments to the Editor of **The Herald by the 15th of the month**. All material should be electronic, preferably Microsoft Word or PowerPoint. Pictures should be in jpeg format and in color.

Bob Bridges, Clerk and Editor

rkbridges@mindspring.com
919-602-4557

The opinions expressed in this newsletter are those of the author of each article or the Editor of the **Carolina Piedmont Herald** and do not necessarily reflect the official position of the CPD13.